

January 2014**ACTRIS - Condo/Coop****New Listings****287****↑ 93.9%**from Dec 2013:
148**↑ 3.6%**from Jan 2013:
277

YTD	2014	2013	+/-
	287	277	3.6%

5-year Jan average: **315****Closed Sales****163****↓ -11.9%**from Dec 2013:
185**↑ 1.9%**from Jan 2013:
160

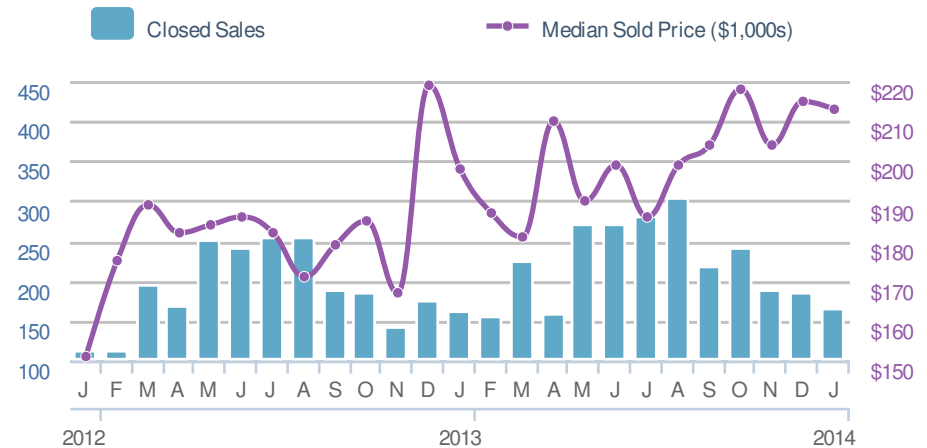
YTD	2014	2013	+/-
	163	160	1.9%

5-year Jan average: **127****New Pending****231****↑ 53.0%**from Dec 2013:
151**↑ 21.6%**from Jan 2013:
190

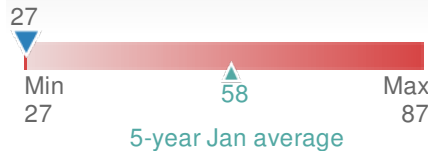
YTD	2014	2013	+/-
	231	190	21.6%

5-year Jan average: **169****Median Sold Price****\$213,000****↓ -0.9%**from Dec 2013:
\$215,000**↑ 7.3%**from Jan 2013:
\$198,500

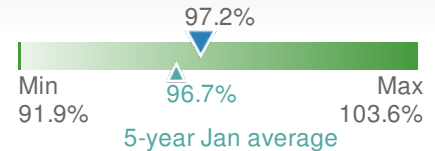
YTD	2014	2013	+/-
	\$213,000	\$198,500	7.3%

5-year Jan average: **\$169,894****Active Listings****436**

Dec 2013	Jan 2013
403	573

Median Days to Contract**27**

Dec 2013	Jan 2013	YTD
24	41	27

Avg Sold to OLP Ratio**97.2%**

Dec 2013	Jan 2013	YTD
101.3%	96.1%	97.2%