

January 2014

ACTRIS

New Listings

2,524

↑ 69.4%

from Dec 2013:
1,490

↑ 0.8%

from Jan 2013:
2,504

YTD	2014	2013	+/-
	2,524	2,504	0.8%

5-year Jan average: 2,705

Closed Sales

1,456

↓ -26.5%

from Dec 2013:
1,982

↓ -5.5%

from Jan 2013:
1,540

YTD	2014	2013	+/-
	1,456	1,540	-5.5%

5-year Jan average: 1,238

New Pending

2,284

↑ 43.5%

from Dec 2013:
1,592

↑ 6.2%

from Jan 2013:
2,150

YTD	2014	2013	+/-
	2,284	2,150	6.2%

5-year Jan average: 1,799

Median Sold Price

\$210,760

↓ -5.6%

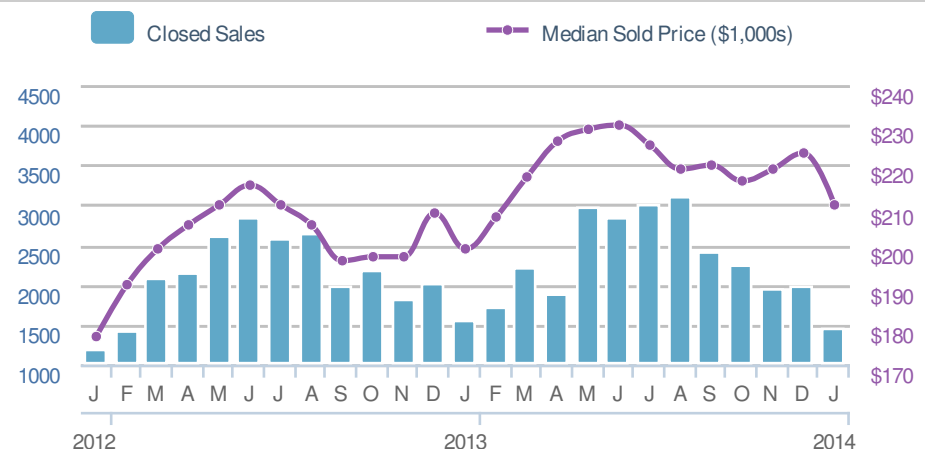
from Dec 2013:
\$223,250

↑ 5.8%

from Jan 2013:
\$199,150

YTD	2014	2013	+/-
	\$210,760	\$199,150	5.8%

5-year Jan average: \$189,432



Active Listings

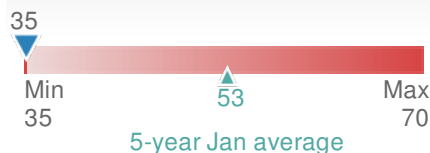
4,859



Dec 2013	Jan 2013
4,921	5,812

Median Days to Contract

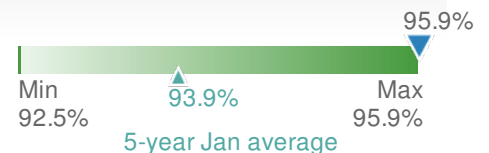
35



Dec 2013	Jan 2013	YTD
28	43	35

Avg Sold to OLP Ratio

95.9%



Dec 2013	Jan 2013	YTD
96.8%	95.1%	95.9%